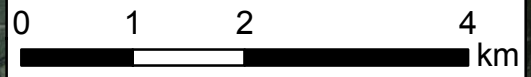





Downie Gold Property

Figure 4 Nov 2024

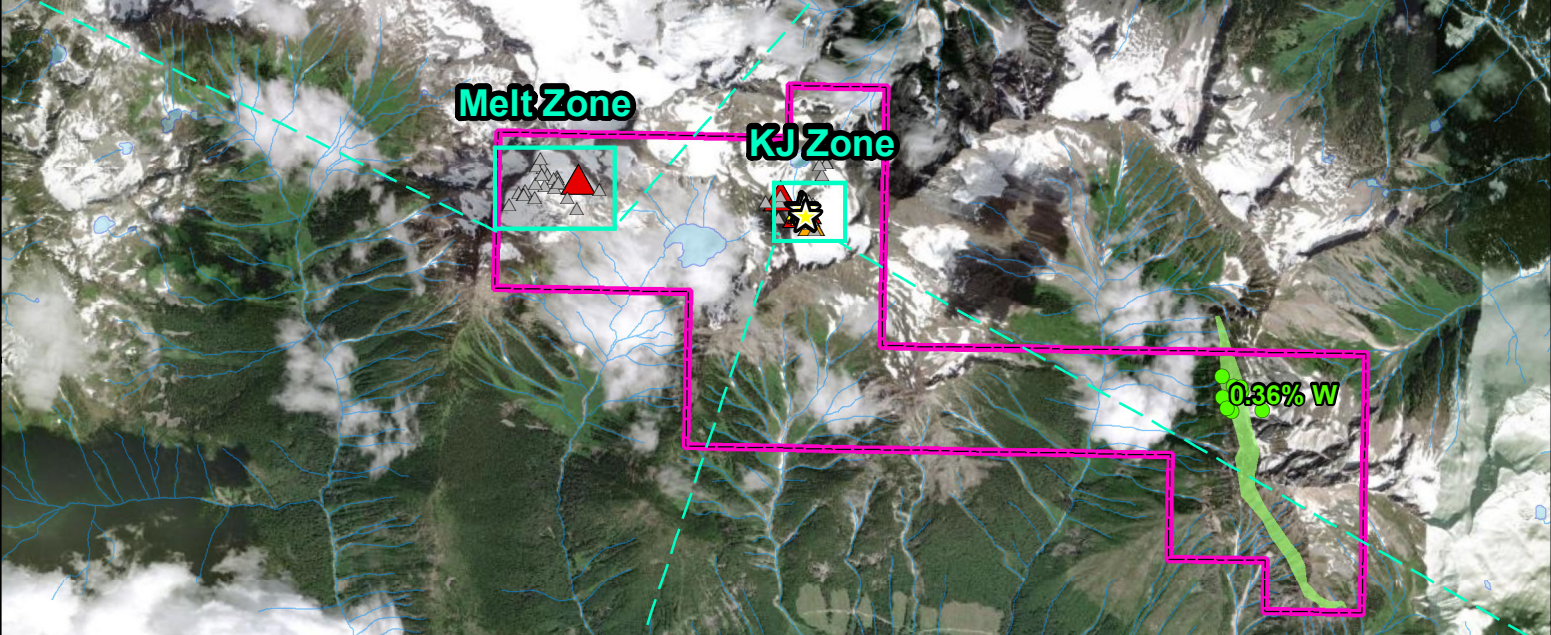


Melt Zone



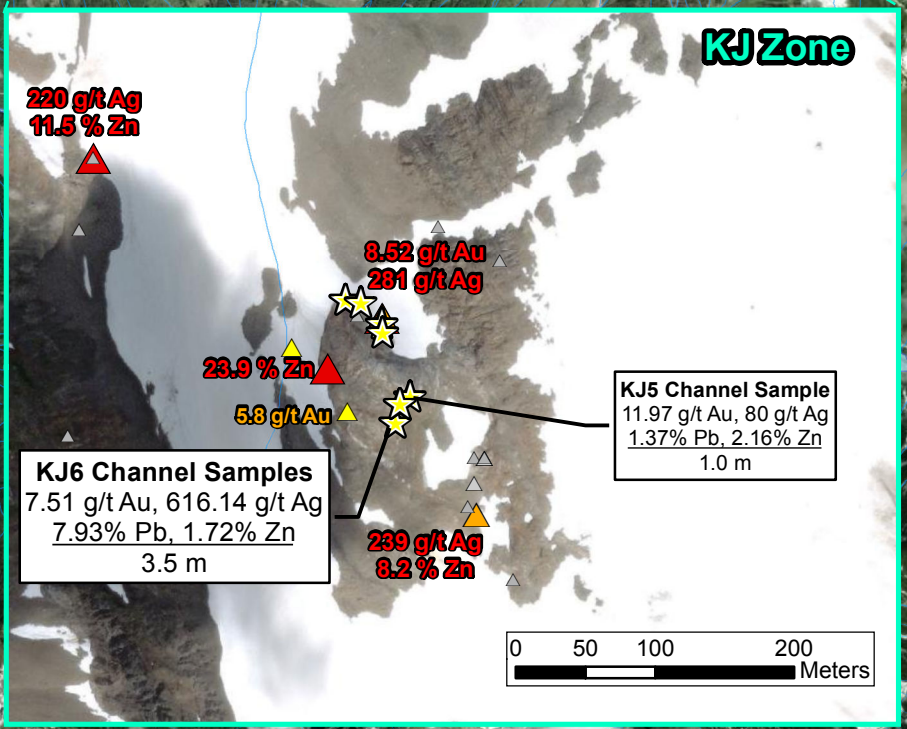
Melt Zone

KJ Zone



0.36% W

KJ Zone



220 g/t Ag
11.5% Zn


8.52 g/t Au
281 g/t Ag

23.9% Zn
5.8 g/t Au

239 g/t Ag
8.2% Zn

KJ6 Channel Samples
7.51 g/t Au, 616.14 g/t Ag
7.93% Pb, 1.72% Zn
3.5 m

KJ5 Channel Sample
11.97 g/t Au, 80 g/t Ag
1.37% Pb, 2.16% Zn
1.0 m



- 2023 FIM Zone Samples
- ★ KJ Zone Channel Samples
- 2020-2023 Rock Samples**
- Zn %**
- ▲ 0.0 - 1.0
- ▲ 1.0 - 5.0
- ▲ 5.0 - 10.0
- ▲ 10.0 - 37.1
- ▭ Downie Gold Property
- ▭ Tungston skarn horizon target